

# Rhode Island

June 6, 2011

Newport, RI

**EVERY CHILD**  *matters*  
education fund

# UNICEF Ranking of Child Well-being in Rich Democracies

1	Netherlands	12	Canada
2	Sweden	13	Greece
3	Denmark	14	Poland
4	Finland	15	Czech Republic
5	Spain	16	France
6	Switzerland	17	Portugal
7	Norway	18	Austria
8	Italy	19	Hungary
9	Ireland	20	<b>United States</b>
10	Belgium	21	United Kingdom
11	Germany		

# State Budget Cuts

- At least 39 of 48 are proposing major cuts in **core public services**.
- At least 21 have proposed deep cuts in **Pre-K and/or K-12 spending**.
- At least 25 have proposed deep cuts in **health care**.
- At least 20 have proposed major cuts in **higher education**.

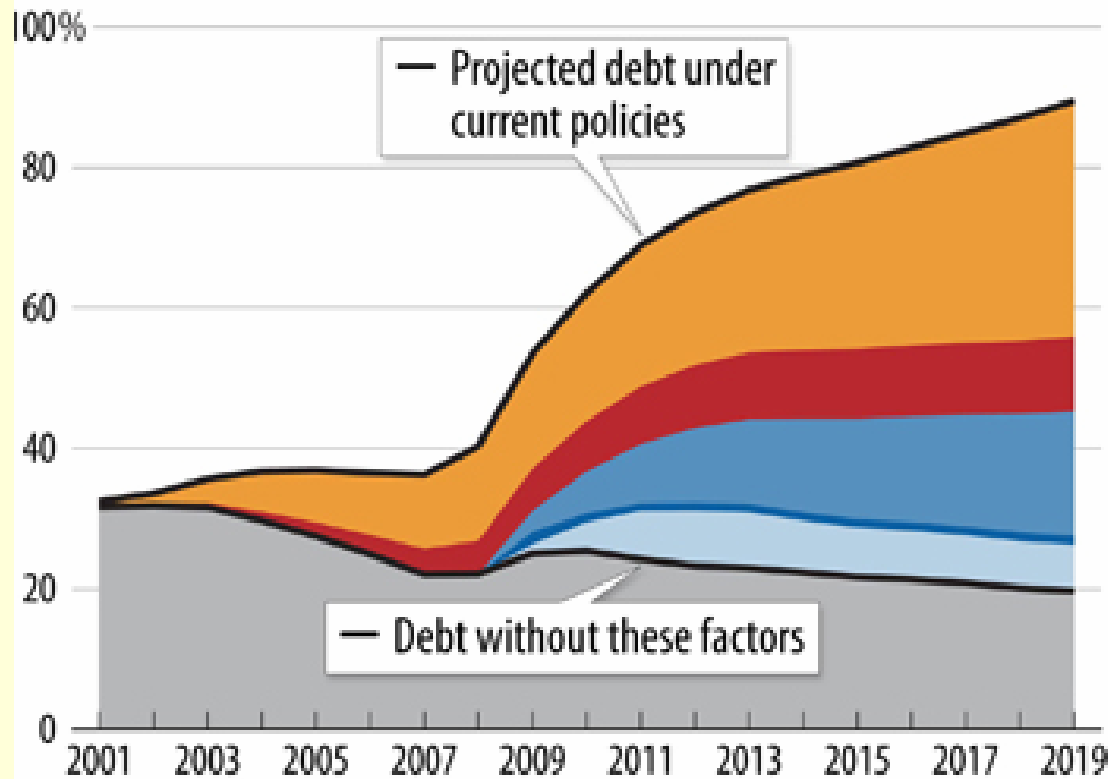
# Congressman Ryan Budget Proposal

- \$2.17 trillion from Medicaid– 139,000 Rhode Island children affected
- \$350 billion in mandatory programs such as Pell Grants
- \$400 billion in programs such as Maternal Child Health & Child Care

# Tax Cuts, Wars Account For Nearly Half Of Public Debt By 2019

## Debt held by the public as a share of GDP

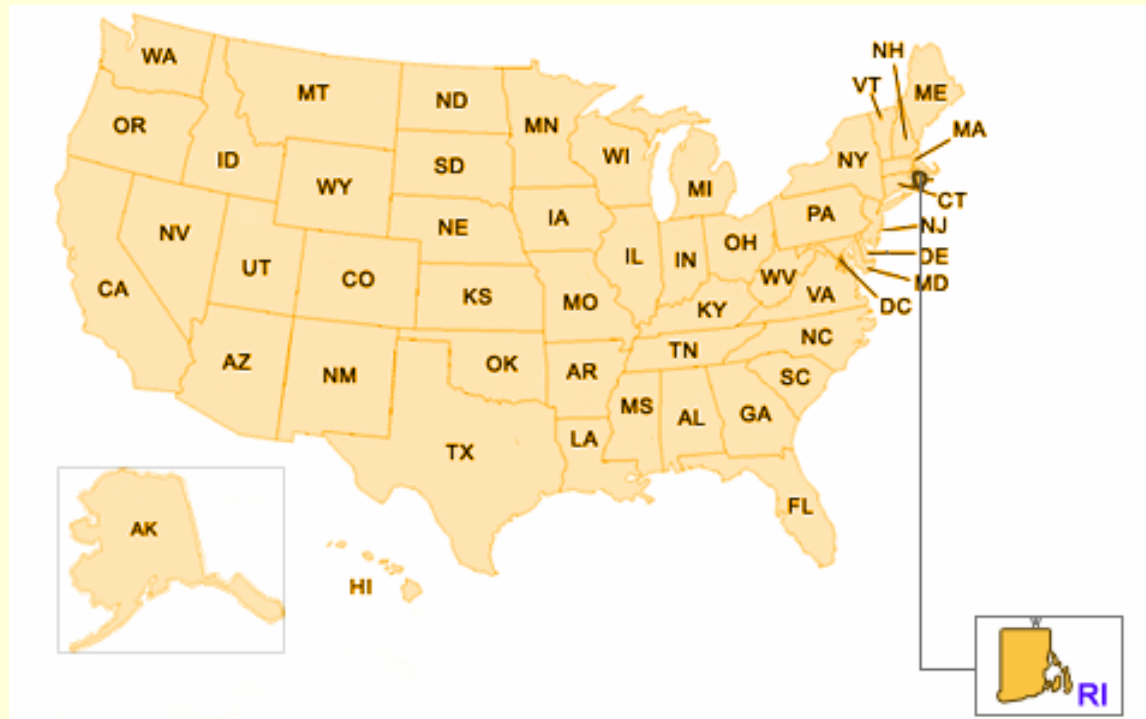
- Bush-Era Tax Cuts
- Wars in Iraq and Afghanistan
- Economic Downturn
- TARP, Fannie, and Freddie
- Recovery Measures
- Other Debt



Source: CBPP analysis based on Congressional Budget Office estimates.

# Federal \$ as % of State Spending

- Federal \$: 50%-80% of state \$ on child health, nutrition, income assistance, and social services

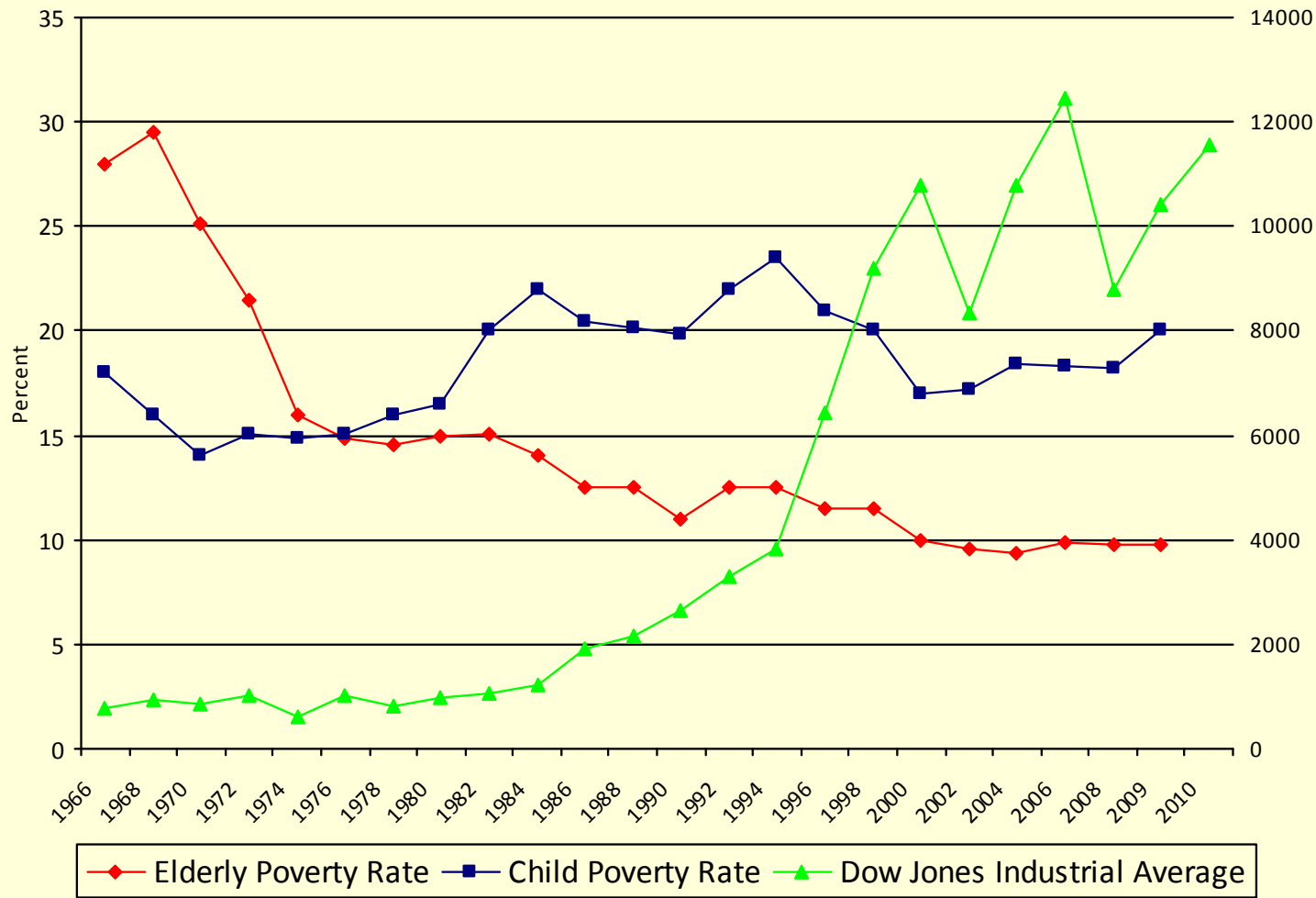


# Are the Life Chances of U.S. Children Influenced by the State They Live in?

- 2x as likely to **die in their first year** as children in the highest ranking state.
- 3x more likely to be **born to a teenage mother**.
- 5x more likely to be **uninsured**.
- 8x more likely to be **incarcerated**.
- 13x more likely to die from **abuse and neglect**.



# Elderly vs. Child Poverty Rates



**2009 Child Poverty Rate: 20.7%**

**2009 Elderly Poverty Rate: 8.9%**

**Child poverty has continued to increase during the recession while the elderly poverty rate has declined.**

# Elderly vs. Child Spending

- Per Capita Federal Spending on Children and the Elderly in 2007
  - Children: \$4,000
  - Elderly: \$27,289
- Medicare vs. Medicaid
- Social Security vs. TANF

# Seniors, Guns, & Money

- Most federal \$\$ goes to defense, interest on the debt, Social Security, Medicare & Medicaid.
- In 2007, there were 21 Americans over 65 for every 100 Americans ages 20-64. The Social Security Administration expects that number to rise to 27 by 2020, and 32 by 2025.



# How the U.S. Compares to Other Rich Democracies on Health

<b>G7 Countries</b>	<b>Infant Mortality Rate 2009, per 1000 Live Births</b>	<b>Life Expectancy at Birth in years, 2009</b>	<b>Per capita spending on Health</b>
<b>United States</b>	<b>7</b>	<b>79</b>	<b>\$7,410</b>
Canada	5	81	\$4,196
United Kingdom	5	80	\$3,399
Germany	3	80	\$4,129
France	3	81	\$3,934
Italy	3	82	\$3,027
Japan	2	83	\$2,713

# Incarceration and Homicide in Rich Democracies

<b>Prison Population</b> Per 100,000 People	<b>Nation</b>	<b>Homicides</b> Per 100,000 People
756	United States	4.28
153	United Kingdom	1.41
116	Canada	1.49
96	France	1.73
92	Italy	1.28
89	Germany	1.16
63	Japan	0.50

# Shut Out of the Military

- Pentagon: 75% of youth ineligible for military service.
  - Unable to demonstrate specific physical abilities
  - Criminal Records
  - No High School Diploma

# Rhode Island: Overall High School Graduation Rates vs. Black Males

- 2010 Overall HS Grad Rates: 76%
- Black males: 50%-59% (bottom half of the country.)
- Rhode Island: lowest graduation rate in New England.

# Growth of Prison Population

- U.S. prison population
  - 1980: 501,886
  - 2009: 2.3 million
    - An increase of nearly 700%
- RI prison population:
  - 1980: 730
  - 2009: 3,674





## We Can Do Better

Child Abuse and Neglect Deaths in America



# Child Abuse Fatalities

Cause of Death	Total Deaths
U.S. soldiers killed in Iraq and Afghanistan	479
H1N1 pediatric fatalities	281
Food borne illnesses	74
Toyota accelerator malfunction	34
Coal mining accidents	33
<b>Total</b>	<b>901</b>
<b>Total child abuse and neglect fatalities</b>	<b>1,740</b>

**2001-2009 total: estimated 20,784**

# How does RI measure up in New England?

	CT	MA	ME	NH	VT	RI
<b>Infant Mortality</b>	22	2	13	7	3	30
<b>Late/No Prenatal Care</b>	1	7	1	N/A	N/A	3
<b>Child Poverty</b>	2	5	18	1	5	18
<b>Uninsured Children</b>	12	1	2	2	6	15
<b>Juvenile Incarceration</b>	7	10	6	5	1	30
<b>Child Abuse Deaths</b>	3	N/A	5	2	34	6
<b>KIDS COUNT Overall Rank</b>	8	5	14	1	3	17

“The real question is how to use the available funds wisely. The best evidence supports the policy prescription: *Invest in the Very Young.*”

*-James J. Heckman, PhD*

*Nobel Laureate in Economic Sciences*

*2000*

- **Every \$1 invested returns about 10 cents each year for the rest of the child's life.**
- **While 85% of a child's core brain structure is formed by age 3, less than 4% of public investment on education and development have occurred by that time.**

# Presidents Helping Children

- Roosevelt: 1909, 1<sup>st</sup> White House Conference on Children
- Harding: 1921, Maternity and Infancy Protection Act
- Roosevelt: 1938, Ends Child Labor
- Truman: 1946, School Lunch Program
- Johnson: 1965, Head Start
- Nixon: 1972, Women, Infants, & Children (WIC)
- Clinton: 1997, Children's Health Insurance
- In 1900 there were 140 deaths per 1,000 births
  - Today, there are 7
  - United States ranks 31<sup>st</sup> in infant mortality among developed countries.



# Other \$ Sources

- Agricultural Subsidies: 2011 CBO estimate of \$16 billion
- Oil Subsidies/Tax Breaks: \$4 billion-\$41 billion per year
- \$70 billion of improper Medicare/Medicaid payments in 2010
- Over \$300 billion in uncollected taxes each year

**John Arquilla, professor, Naval Post-graduate School,  
author of “Worst Enemy: The Reluctant Transformation of the  
American Military”**

- Ballistic Missile Defense
  - Littoral Combat Ship
  - Future Combat System
  - Ford-Class Supercarrier
  - F-35 Lightning II
  - Global Information Grid
  - Mine-Resistant, Ambush-Protected Vehicle
  - Navy/Marine Corps Intranet
- Total: Nearly \$1.3 trillion**

# F-35 Strike Fighter

- 2,456 F-35 Strike Fighters
  - \$156 million per plane
  - \$382 billion total

# Top Military Officials Call for More Investments in Children

“The first priority...should be ‘intellectual capital and a sustainable infrastructure of education, health and social services to provide for the continuing development and growth of America’s youth.’”

*-Recommendations by Captain Wayne Porter and Colonel Mark Mykleby to the chairman of the Joint Chiefs of Staff*



# Taxes in Rich Democracies

<b>G7 Countries</b>	<b>Total taxation as % of GDP</b>
France	45.3%
Italy	42.0%
Germany	37.9%
UK	37.4%
Canada	35.8%
<b>US</b>	<b>29.6%</b>
Japan	27.1%

# **Vote Kids Iowa and New Hampshire Ad Campaign**

**What Would YOU Cut  
from the Budget?**

# Small Business and Taxes

- Small business hiring driven by customer demand, not tax rates
- Job growth was better before the tax cuts
- Top tax rates would be same as during longest economic expansion in U.S. history
- Few business owners are in top tax brackets
  - Out of 11 policy options evaluated by the CBO for increasing economic growth and employment, **reducing income taxes came in last.**